

THREE-YEAR PROJECT EVALUATION

Evaluation done after the 3 years of project

PROJET ESS DB 14 OCTOBRE 2018 15H10

STUDENTS

ANALYSIS PART 1

STUDENTS RESULTS

All students involved in the project mobilities were asked to fill in the same questionnaire. They were given 8 questions after each mobility in order to evaluate the impact of the project.

The questions and the findings are presented below. The order of the graphs is chronological.

1 – Information received about the mobility

Most of the students evaluated the information they received about the mobility as sufficient or above. Only during the last year there was an increase of the percentage of students who evaluated the information received as average.

The information you received about the mobility

Category	Count
EXCELLENT	7
GOOD	22
SUFFICIENT	10
AVERAGE	2
POOR	1

The information you received about the mobility?

Category	Count
1	2
2	1
3	8
4	19
5	17

Students results

Document PDF

PADLET DRIVE

ANALYSIS PART 2

STUDENTS RESULTS – QUESTIONNAIRES (EX-ANTE AND EX-POST)

Students who participated in the project, either as travelling or hosting students, completed one questionnaire twice. The first one was completed right before their participation so that we can be aware of their expectations, while the second one (with the exact same questions) was completed after the end of the project activities in order to measure the results.

The findings for each question are presented below (ex-ante in green and ex-post in red).

According to the answers it seems that the percentage of **students interested in entrepreneurship** was high but there was an increase of the percentage of students who chose 4 or 5 (in the scale 1-5) from 45% to 62%.

1 - How much did the project make you interested in entrepreneurship ?

152 response

Response	Count	Percentage
1	3	2%
2	22	14.5%
3	59	38.8%
4	45	29.6%
5	23	15.1%

1 - How much did the project make you interested in entrepreneurship ?

138 response

Response	Count	Percentage
1	1	0.7%
2	35	25.1%
3	47	34.1%
4	38	27.5%
5	17	12.3%

Students results AP

Document PDF

PADLET DRIVE

END OF THE PROJECT FORM

TEACHERS

ANALYSIS PART 1

All teachers involved in the project were asked to fill in the same questionnaire. They were given 10 questions every May, after the completion of the project activities, in order to evaluate the impact of the project.

The questions and the findings are presented below. The order of the graphs is chronological.

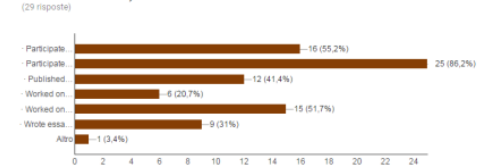
1- Have you been involved at any stage in the project? How?

The options were the following:

- Participated in dissemination activities
- Participated in group discussions and debates
- Published materials on the school's web page
- Worked on creating and publishing the project's blog
- Worked on presentations preparation
- Wrote essays and texts

As presented in the following graphs, during the first year most of the participant teachers (86%) participated in group discussions and debates, while half of them participated in dissemination activities, worked on presentations preparation and published materials on the school's web page. During the second year, the percentage of teachers who participated in group discussions and debates fell to 54% and the other responses were almost the same. Finally, during the third year the responses were similar to the second year with minor changes.

1. Have you been involved at any stage in the project? How? (Multiple selection if needed)



Teachers results

Document PDF

PADLET DRIVE

ANALYSIS PART 2

DEMANDE D'ACCÈS EN ÉCRITURE

STUDENTS EVALUATION (ex post)

After you started the ESS Erasmus+ project

*Obligatoire

1 - How much did the project make you interested in entrepreneurship ? *

1 2 3 4 5

lowest highest

2 - How much did the project help you to understand how to start your own business ? *

1 2 3 4 5

lowest highest

3 - How much have you increased your personal and interpersonal skills (self-confidence, self-esteem, team work, motivation, leadership, etc.) ? *

1 2 3 4 5

lowest highest

4 - How much did you benefit from working in international groups of students ? *

1 2 3 4 5

lowest highest

5 - How much have you improved your language skills ? *

1 2 3 4 5

lowest highest

Students evaluation ex post
Document PDF
PADLET DRIVE

BEGINNING OF THE PROJECT FORM

DEMANDE D'ACCÈS EN ÉCRITURE

STUDENTS EVALUATION (ex ante)

Before you started the ESS Erasmus+ project

*Obligatoire

1 - How much did the project make you interested in entrepreneurship ? *

1 2 3 4 5

lowest highest

2 - How much did the project help you to understand how to start your own business ? *

1 2 3 4 5

lowest highest

3 - How much have you increased your personal and interpersonal skills (self-confidence, self-esteem, team work, motivation, leadership, etc.) ? *

1 2 3 4 5

lowest highest

4 - How much did you benefit from working in international groups of students ? *

1 2 3 4 5

lowest highest

5 - How much have you improved your language skills ? *

1 2 3 4 5

lowest highest

Students evaluation ex ante
Document PDF
PADLET DRIVE

TEACHERS RESULTS – QUESTIONNAIRES (EX-ANTE AND EX-POST)

All teachers who participated in the project completed a questionnaire using the scale 1 to 5 right after the kick off meeting in Finland. They also completed the same questionnaire in the end of the project so that we compare the initial expectations with the actual experience.

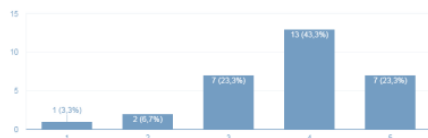
The findings for each question are presented below (ex-ante in blue and ex-post in green).

1 - How much did the project make you interested in innovative teaching approaches?

As presented in the graphs more than 66% of the teachers involved were initially highly interested (chose 4 or 5 in the scale) in **innovative teaching approaches** while this percentage was increased and reached 78% after the three years.

1 - How much did the project make you interested in innovative teaching approaches ?

30 response



1 - How much did the project make you interested in innovative teaching approaches ?

27 response



Teachers results AP

Document PDF

PADLET DRIVE

END OF THE PROJECT FORM

DEMANDE D'ACCÈS EN ECRITURE

TEACHERS EVALUATION (ex post)

Before you started the project

*Obligatoire

1 - How much did the project make you interested in innovative teaching approaches ? *

1 2 3 4 5

LOWEST HIGHEST

2 - How much have you increased your personal and interpersonal skills (self-confidence, self-esteem, team work, motivation, leadership, etc.) ? *

1 2 3 4 5

LOWEST HIGHEST

3 - How much did you benefit from working in international groups of teachers ? *

1 2 3 4 5

LOWEST HIGHEST

4 - How much have you improved your language skills ? *

1 2 3 4 5

LOWEST HIGHEST

5 - Have you increased the use and the knowledge of new technological tools ? *

Teachers evaluation ex post

Document PDF

PADLET DRIVE

BEGINNING OF THE PROJECT FORM

DEMANDE D'ACCÈS EN ECRITURE

TEACHERS EVALUATION (ex ante)

Before you started the Erasmus + ESS project

*Obligatoire

1 - How much did the project make you interested in innovative teaching approaches ? *

1 2 3 4 5

LOWEST HIGHEST

2 - How much have you increased your personal and interpersonal skills (self-confidence, self-esteem, team work, motivation, leadership, etc.) ? *

1 2 3 4 5

LOWEST HIGHEST

3 - How much did you benefit from working in international groups of teachers ? *

1 2 3 4 5

LOWEST HIGHEST

4 - How much have you improved your language skills ? *

1 2 3 4 5

LOWEST HIGHEST

5 - Have you increased the use and the knowledge of new technological tools ? *

Teachers evaluation ex ante

Document PDF

PADLET DRIVE

FAMILIES

ANALYSIS

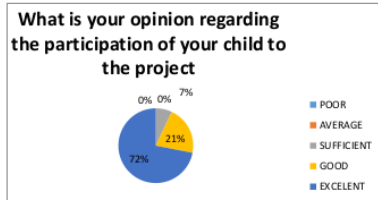
FAMILIES RESULTS

All families involved in the project mobilities were asked to fill in the same questionnaire. They were given 11 questions after each mobility in order to evaluate the impact of the project.

The questions and the findings are presented below. The order of the graphs is chronological.

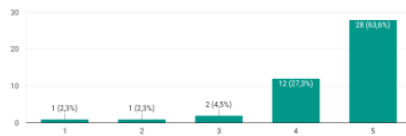
1 – What is your opinion regarding the participation of your child to the project

Most of the families (more than 83% in each year) evaluated the participation of their child to the project as good or excellent. During the first two years this percentage exceeded 90%.



2. What is your opinion regarding the participation of your child to the project (from 1 - completely negative -to 5 - very positive-)?

44 risposte



Families results

Document PDF

PADLET DRIVE
